

24" OVERLAY READY DOOR BEVERAGE CENTER

TBC-24-R/L-OP-C

TBC-24-R-OP-C (Right hinged)

TBC-24-L-OP-C (Left hinged)

FEATURES

- Environmentally friendly, R600a hydrocarbon refrigerant that improves performance and efficiency while ensuring quiet operation.
- Industry exclusive, 300-series stainless steel interior.*
- Zero-clearance hinging allows for integrated installation.
- Patented TruLumina® LED lighting gently illuminates your product and allows you to choose from 14 different color options with the push of a button.
- True Precision Control® with steel touch technology and readout provides digital accuracy.
- Balanced, forced-air refrigeration system enables rapid product pull down and even temperature throughout.
- 2 adjustable/removable stainless steel encapsulated glass shelves and 2 wine shelves will accommodate 13 bottles.
- TrueFlex® shelving system allows convertibility to a refrigerator or a wine cabinet.
- NSF/ANSI Standard 7 compliant for packaged food product.
- Sabbath mode compliant.
- All undercounter models UL rated for outdoor use.
- Complies with NSF/ANSI Standard 7 for packaged food product.

ORGANIZATION

- 2 adjustable/removable stainless steel encapsulated glass shelves.
- 1 glide-out wine rack – 8 bottles.
- 1 floor wine cradle – 5 bottles.




BUILD YOUR TRUE

Customize your True with a variety of finish and hardware options at true-residential.com.

CUSTOMIZATION



SPECIFICATIONS

Dimensions* (w x h x d)	23 ⁷ / ₈ " x 34 ¹ / ₄ " x 23 ⁷ / ₈ "
Cutout Dimensions (w x h x d)	24" x 34 ¹ / ₂ " x 24"
Standard Overlay Panel (w x h x d)	23 ⁵ / ₈ " x 30 ¹ / ₈ " x ³ / ₄ "
Panel provided by others. Other installation options available. Consult install guide for details.	
Capacity (cu. ft.)	5.6  x 147  x 13
Temperature Range	33°F – 47°F
Weight (lbs.)	190
Voltage	115/60/1  115/60/1 NEMA-5-15R
Amps	1.9
Annual Energy Consumption (kwh)	279
Power Cord Length (ft.)	8
Energy Star Rated	Yes

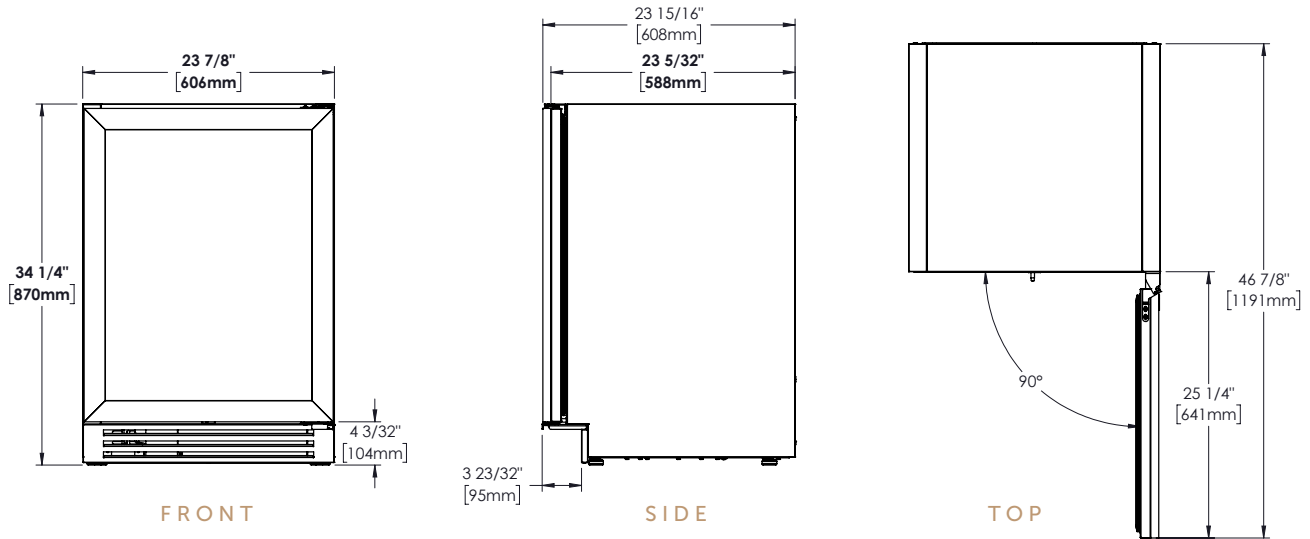
*NOTE: Overlay models have black powder coated steel exteriors.

*Dimensions may vary +/- 1/8"



24" OVERLAY READY DOOR BEVERAGE CENTER

TBC-24-R/L-OP-C – (shown with a 3/4" cabinetry panel)



OPENING DIMENSIONS



MODEL OPTIONS

MODEL	FINISH
TBC-24-R-OP-C	Overlay solid door right-hinged
TBC-24-L-OP-C	Overlay solid door left-hinged

ACCESSORIES (OPTIONAL)

- Anti-condensation pads
- Tempered glass, spill proof shelf
- Glide-out wine shelf

WARRANTY

- 3 year full (parts & labor)
- 6 year sealed system (parts & labor)
- 7-12 year (parts only – sealed system on registered products)

