

30" REFRIGERATOR COLUMN WITH STAINLESS GLASS DOOR

TR-30REF-R/L-SG-C

TR-30REF-R-SG-C (Right hinged)

TR-30REF-L-SG-C (Left hinged)

FEATURES

- Environmentally friendly, R600a hydrocarbon refrigerant that improves performance and efficiency while ensuring quiet operation.
- Balanced, forced-air refrigeration system enables proper airflow and even temperature throughout to keep food fresh.
- Industry exclusive, 300-series stainless steel interior and exterior.
- All stainless steel, beautifully crafted proud hinges pass True's rigorous one million door opening test.
- Beautifully crafted solid stainless steel door with 120° stay-open feature and ergonomically designed, robust, tubular handle.
- Commercially inspired lift-up grill on top of the unit with toe kick that complements the look of True's undercounter units.
- Ramp-up, showcase interior LED lighting provides amazing illumination throughout.
- Low-E, double pane, UV tinted glass.
- Intuitive True Precision® Control and readout provides digital accuracy and easy operation.
- Complies with NSF/ANSI Standard 7 for packaged food product.

ORGANIZATION

- 3 adjustable/removable full-depth stainless steel encapsulated glass shelves.
- 1 fixed stainless steel encapsulated glass shelf.
- 3 full-extension, soft-close drawer bins.


BUILD YOUR TRUE

Customize your True with a variety of finish and hardware options at true-residential.com.

CUSTOMIZATION



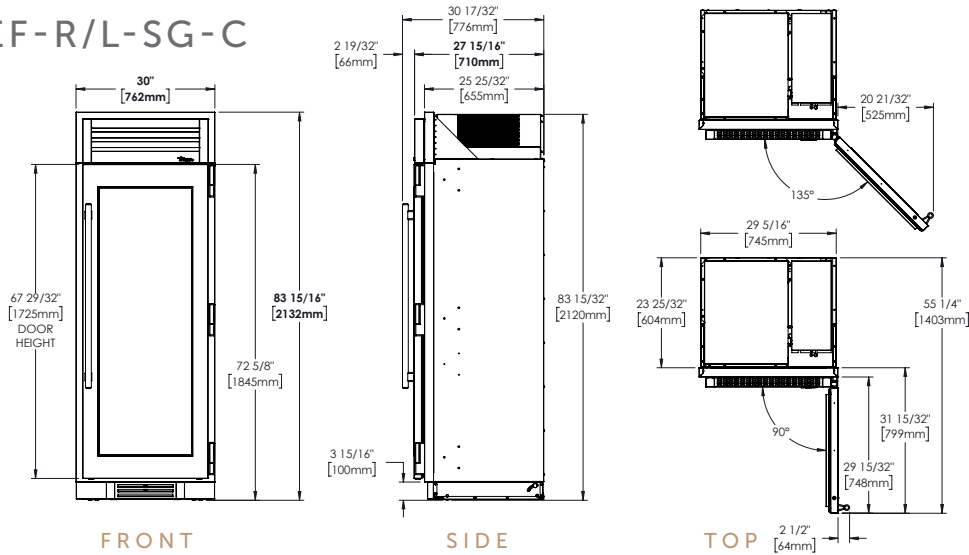
SPECIFICATIONS

Dimensions* (w x h x d)	30" x 84" x 24"
Cutout Dimensions (w x h x d)	
Flush Opening	30¼" x 84¼" x 26"
Standard Opening	29½" x 83¾" x 24"
Capacity (cu. ft.)	20.3
Temperature Range	33°F – 42°F
Weight (lbs.)	545
Voltage	115/60/1  115/60/1 NEMA-5-15R
Amps	2
Annual Energy Consumption (kwh)	345
Power Cord Length (ft.)	9
Energy Star Rated	—

*Dimensions may vary +/- 1/8"

30" REFRIGERATOR COLUMN WITH STAINLESS GLASS DOOR

TR-30REF-R/L-SG-C



OPENING DIMENSIONS

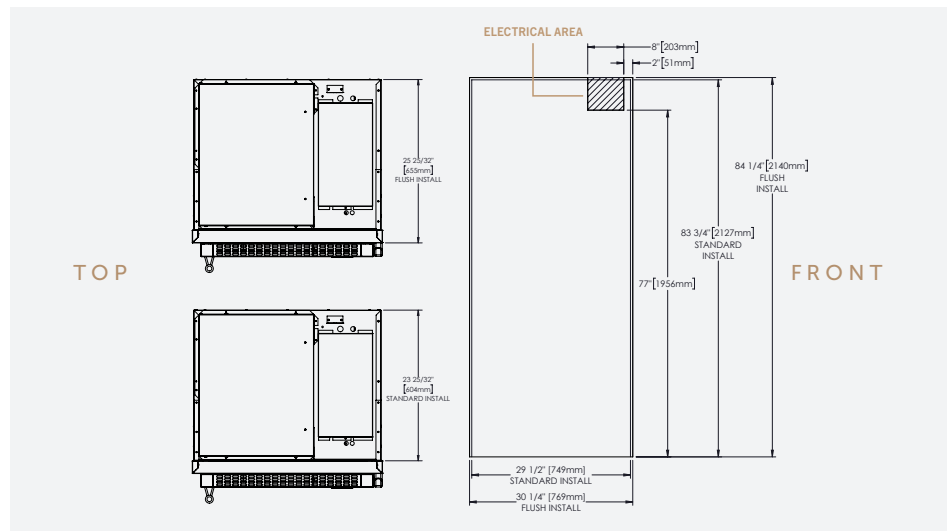
FLUSH OPENING

WIDTH	HEIGHT	DEPTH
30 1/4"	84 1/4"	26"

STANDARD OPENING*

WIDTH	HEIGHT	DEPTH
29 1/2"	83 3/4"	24"

*Standard Opening dimensions apply to models produced after April 2024. Please consult factory for clarification / questions.



MODEL OPTIONS

MODEL	FINISH
TR-30REF-R-SG-C	Stainless glass door right-hinged
TR-30REF-L-SG-C	Stainless glass door left-hinged

ACCESSORIES (OPTIONAL)

- Joining kit
- Side panel(s)
- Full size anti-condensation pad

WARRANTY

- 3 year full (parts & labor)
- 6 year sealed system (parts & labor)
- 7-12 year (parts only – sealed system on registered products)

